

Class 4 online learning: Monday 24th January

If you are feeling well enough today, have a go at the online learning below! Try to also complete 20 minutes of reading if you can, but make sure you get plenty of rest. That takes priority. If you do complete the online learning today, please get in touch and send in images via ClassDojo; I would love to see how you have found the tasks!

Take care,

Miss Secker 😊

Morning activities

Morning starter

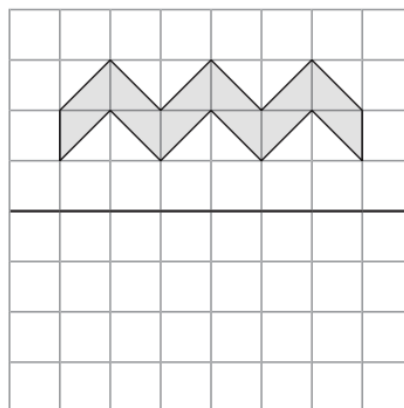
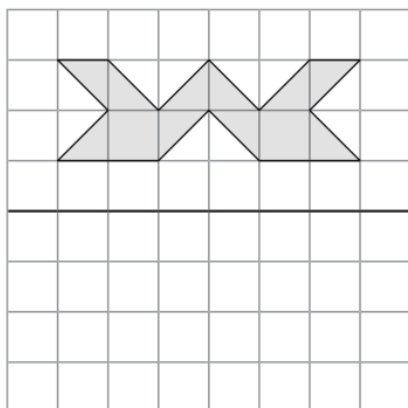
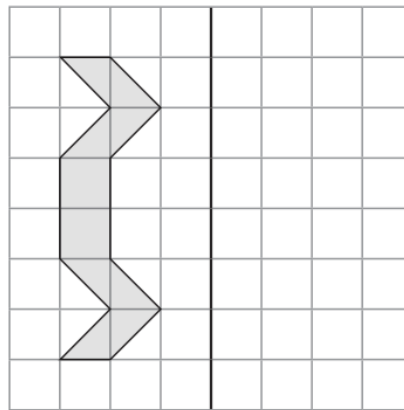
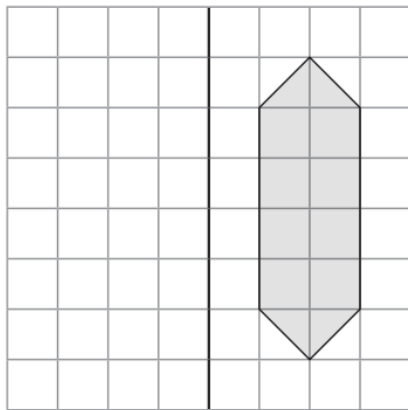
Take some time this morning to think of some topics that you would like to learn more about in your free learning time and write down any questions you may want to investigate about that topic. It could be a topic in science, languages, art; any topic that comes to mind that really interests you!

Maths

O LO: Can I identify, describe and represent the position of a shape following a reflection in the first quadrant?

Today, in maths, we are going to revise our understanding of reflecting shapes in a coordinates grid. Have a look at the grids and shapes below and see if you can reflect them. You don't necessarily need a mirror to do this; think about the space between the shapes and the axis.

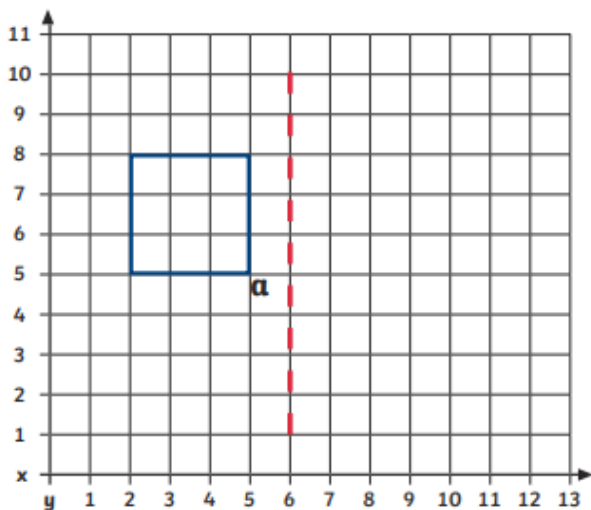
Start off with the problems that use a mirror line below if you want to build your confidence first:



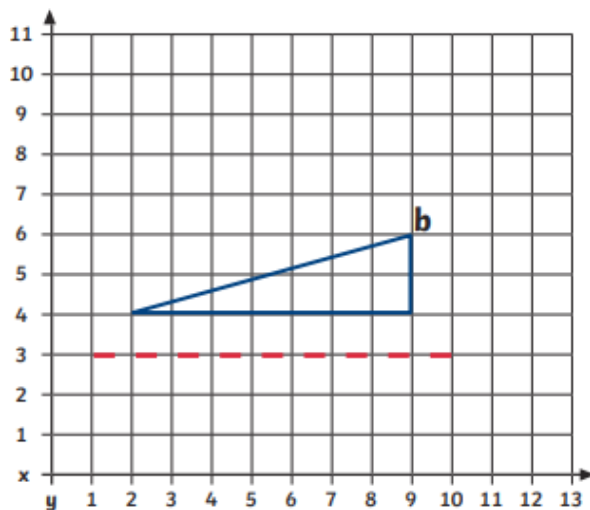
Coordinates: Reflecting Shapes in the First Quadrant

Draw the new shapes once it has been reflected over the mirror line on each grid below. Write the new coordinates of the highlighted corner on each shape.

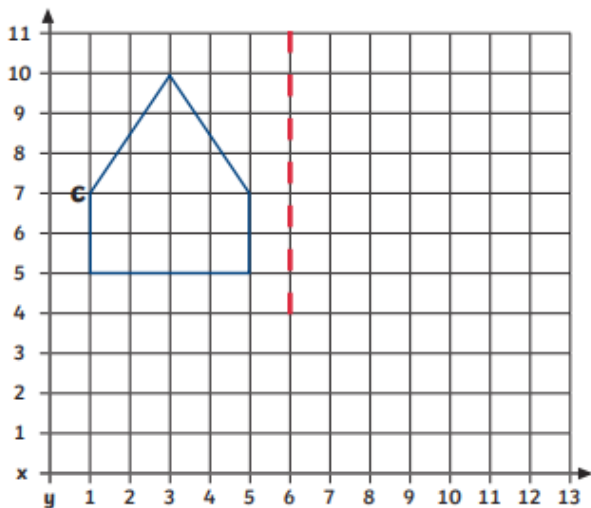
1) New coordinates of corner a = _____



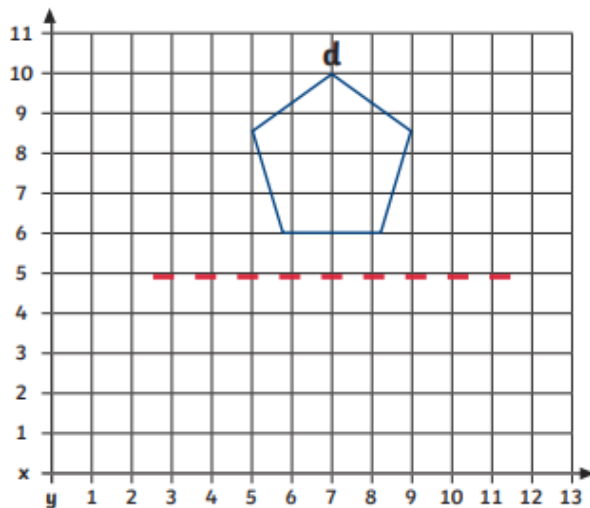
2) New coordinates of corner b = _____



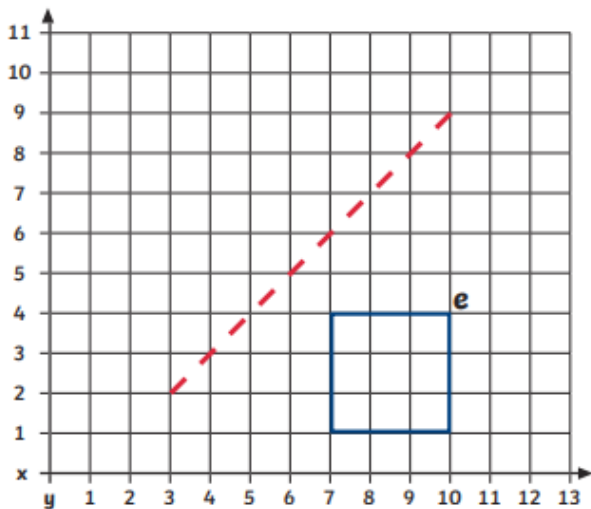
3) New coordinates of corner c = _____



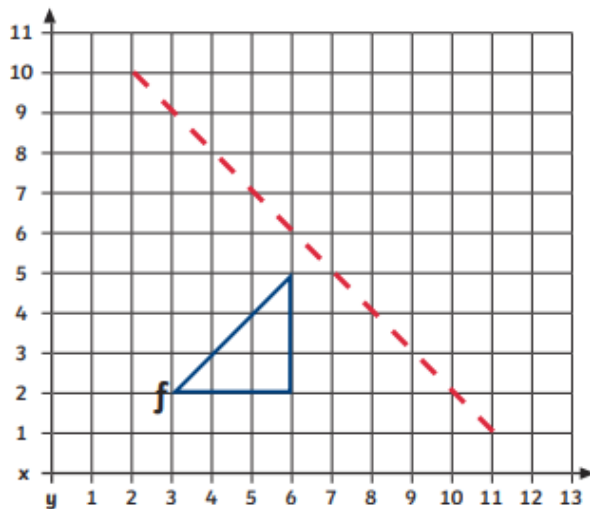
4) New coordinates of corner d = _____



5) New coordinates of corner e = _____



6) New coordinates of corner f = _____



Spellings and 9xTables test

See below for your new spelling list and 9x tables test to have a go at today. If you get time today, you can practice your 12x tables for next week using the Sumdog game that launched this morning. It should show up in your challenge list when you log in.

Class 4 spelling list for group 1: Week 16

Spellings will be handed out on Tuesday and children will be tested on the following Monday.

After completing 'look, say, cover, write, check,' please try to write 3 interesting sentences that include some of your spellings. You can use more than one word from your spelling list in each sentence.

Objective: To investigate words ending in -ible and -ibly

Spellings				
	Look, say, cover, write, check			
impossible				
impossibly				
responsible				
responsibly				
incredible				
incredibly				
horribly				
sensibly				
invisibly				
reversible				
irreversible				
irresistible				
irresponsible				
irresponsibly				
compatible				
incompatible				
inaccessible				
indestructible				
indefensible				
incomprehensible				
indigestible				

Spelling score:

9x Tables score:

Class 4 spelling list for group 2: Week 16

Spellings will be handed out on Tuesday and children will be tested on the following Monday.

After completing 'look, say, cover, write, check,' please try to write 3 interesting sentences that include some of your spellings. You can use more than one word from your spelling list in each sentence.

Objective: To investigate words with the /i:/ sound spelt ei after c

Spellings				
	Look, say, cover, write, check			
deceit				
deceive				
ceiling				
ceilings				
receipt				
receipts				
receive				
received				
receiving				
deceitful				
deceived				
deceiving				
conceited				
perceive				
perceivable				
receives				
receiving				
misconceived				
conceit				

Spelling score:

9x Tables score:

Class 4 spelling list for group 3: Week 16

Spellings will be handed out on Tuesday and children will be tested on the following Monday.

After completing 'look, say, cover, write, check,' please try to write 3 interesting sentences that include some of your spellings. You can use more than one word from your spelling list in each sentence.

Objective: To investigate and spell the prefixes *a*, *al*, and *ab*.

Spellings	Look, say, cover, write, check			
	away			
apart				
also				
alert				
abide				
aboard				
alive				
aloft				
alone				
along				
album				
almost				
ablaze				
aloud				
always				
another				
although				
almighty				
awake				
asleep				
alarming				

Spelling score:

9x Tables score:

Class 4 spelling list for group 3: Week 16

Spellings will be handed out on Tuesday and children will be tested on the following Monday.

After completing 'look, say, cover, write, check,' please try to write 3 interesting sentences that include some of your spellings. You can use more than one word from your spelling list in each sentence.

Objective: To investigate and spell the prefixes *a*, *al*, and *ab*.

Spellings				
	Look, say, cover, write, check			
away				
apart				
also				
alert				
abide				
aboard				
alive				
aloft				
alone				
along				

Spelling score:

9x Tables score:

Mild times tables

1. $6 \times 9 =$
2. $11 \times 9 =$
3. $1 \times 9 =$
4. $3 \times 9 =$
5. $2 \times 9 =$
6. $8 \times 9 =$
7. $9 \times 9 =$
8. $4 \times 9 =$
9. $7 \times 9 =$
10. $10 \times 9 =$

Spicy times tables

1. What is $108 \div 9$?
2. I'm thinking of a number. I multiply it by 9 and then double it. The answer I end up with is 54. What was my original number?
3. Fill in the blank: $\underline{\quad} \times 9 = 63$
4. What is $45 \div 9$?
5. Tilly has 9 vegetable patches in the garden. In each patch, she plants 12 vegetables. How many vegetables has she planted altogether?
6. If $10 \times 9 = 90$, what is 10×90 ?
7. If $8 \times 9 = 72$, what is 80×90 ?
8. Sam needs some new stationery for school. He buys 4 packs of pencils. Each pack holds 9 pencils. How many pencils has he bought altogether?
9. I'm thinking of a number. I divide it by 9 and then double it. The answer I get is 16. What was my original number?
10. What is $36 \div 9$?

English

O LO: Can I begin to recap my knowledge of features of poetry by reading a classic poem (The Walrus and the Carpenter)?

For this lesson, you will need to click the link on our class page titled 'walrus-butterfly poem' to access the PowerPoint with the poem on.

I would like you to read through the poem on the slides and try to underline as many features of poetry you can find. I have defined some poetry features below so use that to help you see if you can spot them in the poem. Some you will recognise already and some you may find a bit trickier, so don't worry if you don't find/understand every one.

Language Features

- Alliteration
- Figurative language
- Imagery
- Metaphor
- Onomatopoeia
- Pattern
- Personification
- Repetition
- Rhyme
- Rhythm
- Simile
- Verse



Poetry Toolbox



rhythm

Create a fun pattern that makes it easy to remember.



line breaks

Write in shorter lines to slow the reader down.



metaphor

Tell the reader that something is something else.



simile

Tell the reader that something is 'like' or 'as' something else.



imagery

Give them help to form a picture in their mind.



personification

Give human qualities to something that isn't human.



alliteration

Start some words in a line using the same sound or letter.

repetition

Repeat a word or phrase.



rhyme

Use words with similar sounding final syllables.



onomatopoeia

Use words that mimic the sound of the noun or verb they describe.



PE

Today, we would normally have our extended PE session with Mr Green. So, if you are feeling well enough, choose one of the PE activities below to complete. It is up to you which you choose:

Joe Wicks: <https://www.youtube.com/playlist?list=PLyCLOPd4VxBuS4UeyHMccVAjpWaNbGomt>

Just Dance: https://www.youtube.com/watch?v=gVfgTw_W_JY

Cosmic Yoga: <https://www.youtube.com/watch?v=Vkx6ynU7Hqs>


French

O LO: Can I familiarise myself with the vocabulary for our new topic 'vive le temps libre' (our free time)?

Work through the activities on the slides below to boost your understanding of our new vocabulary.

First of all, can you match up the cards to the phrases using the images to help you?

Match up



- A. jouer au foot
- B. faire de la gymnastique
- C. faire du judo
- D. jouer au basket
- E. faire de la natation
- F. jouer au volley
- G. faire du vélo
- H. faire du ski

Then, using the sentences on the slide below, practice reading them aloud to yourself or a family member to boost your pronunciation in French.

So.....

- Je vais jouer au tennis
 - Je vais faire du judo
 - Je vais jouer au foot
 - Je vais faire du ski
 - Je vais faire du vélo
 - Je vais jouer au ping-pong
 - Je vais faire de la danse
 - Je vais jouer au badminton
- I will play tennis
 - I will do judo
 - I will play football
 - I will do ski-ing
 - I will ride my bike
 - I will play table tennis
 - I will do dancing
 - I will play badminton